



Individual Results














Final

Uzes - Uzes (FRA) 11-10-2019 - Finale 6 ans VL 96KM :77 Riders

Percentages: Qualified: 67.53% Not qualified: 32.47% (including GA (ex LA): 28.57% ME: 01.30% RET: 01.30% MISC: 01.30%)

RANK	NUM.	AV. SPEED	NAT.	PHASE	RANK	ARRIVAL	IN TIME	RECOV. T.	PH. SPD	BPM	AV. SPD	TOTAL REC.	LAP/LEAD
1	827	15.987		1	6	09:48:49	09:51:28	00:02:39	15.966	60/54	15.966	00:02:39	00:03:08
ELISA SIMON													
DECLIK SULEIMAN													
2 2 11:48:34 11:51:12 00:02:38 15.803 60/60 15.894 00:05:17 00:00:24													
3 4 14:09:38 14:12:46 00:03:08 15.950 60/64 15.914 00:08:25 00:00:29													
4 1 16:20:17 16:24:29 16.255 52 15.987 00:00:00													
- - SIMON ELISA Total Riding Time: 06:00:17													
1	829	15.987		1	11	09:48:52	09:51:55	00:03:03	15.895	56/56	15.895	00:03:03	00:03:35
CHLOE FERREIRA													
DANAIDE REIAL													
2 3 11:48:34 11:51:14 00:02:40 15.886 52 15.891 00:05:43 00:00:26													
3 5 14:09:38 14:12:53 00:03:15 15.937 60/60 15.908 00:08:58 00:00:36													
Lap / preceding :00:00:00 4 1 16:20:17 16:24:34 16.279 52 15.987 00:00:00													
- - HAUVETTE DOMINIQUE Total Riding Time: 06:00:17													
3	817	15.986		1	15	09:49:33	09:52:04	00:02:31	15.872	54/56	15.872	00:02:31	00:03:44
MELISSA BISOFFI													
DAYENA DE BOZOULS													
2 5 11:49:24 11:51:28 00:02:04 15.869 60/60 15.871 00:04:35 00:00:40													
3 3 14:10:27 14:12:38 00:02:11 16.013 60/64 15.922 00:06:46 00:00:21													
Lap / preceding :00:00:02 4 3 16:20:19 16:23:43 16.220 56 15.986 00:00:02													
- - MEZAGRI S.A.R.L. Total Riding Time: 06:00:19													
4	861	15.976		1	17	09:49:32	09:52:07	00:02:35	15.864	60/60	15.864	00:02:35	00:03:47
NICOLAS BALLARIN													
KAHINA DE JANSAVIS													
2 16 11:49:25 11:52:13 00:02:48 15.730 60/60 15.805 00:05:23 00:01:25													
3 18 14:11:17 14:13:52 00:02:35 15.937 56 15.853 00:07:58 00:01:35													
Lap / preceding :00:00:13 4 4 16:20:32 16:25:12 16.435 52 15.976 00:00:15													
- - NOAILLES ANAIS Total Riding Time: 06:00:32													
4	872	15.976		1	37	09:49:34	09:53:12	00:03:38	15.698	54/48	15.698	00:03:38	00:04:52
GAETAN LAMORINIERE													
DJENE DE LA FICHADE													
2 40 11:49:23 11:53:31 00:04:08 15.688 50 15.693 00:07:46 00:02:43													
3 24 14:12:20 14:14:19 00:01:59 16.071 54 15.827 00:09:45 00:02:02													
Lap / preceding :00:00:00 4 4 16:20:32 16:25:08 16.532 54 15.976 00:00:15													
- - LAMORINIERE MARION Total Riding Time: 06:00:32													
6	818	15.975		1	13	09:49:29	09:52:02	00:02:33	15.877	54	15.877	00:02:33	00:03:42
MARINE VIAL													
DUSTY DE BOZOULS													
2 24 11:49:20 11:52:30 00:03:10 15.659 64 15.781 00:05:43 00:01:42													
3 23 14:10:28 14:14:13 00:03:45 15.927 60 15.833 00:09:28 00:01:56													
Lap / preceding :00:00:02 4 6 16:20:34 16:25:28 16.503 64 15.975 00:00:17													
- - MEZAGRI S.A.R.L. Total Riding Time: 06:00:34													
7	874	15.952		1	19	09:58:28	10:02:14	00:03:46	15.846	54	15.846	00:03:46	00:03:54
CELINE REY													
DALLAS													
2 32 11:59:54 12:03:02 00:03:08 15.594 64/60 15.735 00:06:54 00:02:14													
3 17 14:21:35 14:23:49 00:02:14 16.074 56/52 15.855 00:09:08 00:01:32													
Lap / preceding :00:00:31 4 7 16:31:05 16:36:03 16.307 62 15.952 00:00:48													
- - CRE JANSAUD S.C.E.A. Total Riding Time: 06:01:05													
8	852	15.951		1	4	09:58:27	10:00:33	00:02:06	16.111	50/52	16.111	00:02:06	00:02:13
VIRGINIE ATGER													
DOUMA ARMOR													
2 17 11:59:53 12:02:14 00:02:21 15.425 54/60 15.804 00:04:27 00:01:26													
3 14 14:21:33 14:23:40 00:02:07 15.971 60/60 15.864 00:06:34 00:01:23													
Lap / preceding :00:00:01 4 8 16:31:06 16:35:43 16.272 57 15.951 00:00:49													
- - MUGNIER SEBASTIEN Total Riding Time: 06:01:06													
9	804	15.951		1	14	09:58:26	10:02:03	00:03:37	15.875	54	15.875	00:03:37	00:03:43
PAUL BIDEI													
DESIRIS DU PARADOU													
2 34 11:59:51 12:03:16 00:03:25 15.514 62/64 15.715 00:07:02 00:02:28													
3 28 14:21:38 14:24:48 00:03:10 15.955 60 15.801 00:10:12 00:02:31													
Lap / preceding :00:00:01 4 9 16:31:07 16:35:49 16.510 54 15.951 00:00:50													
- - GRIMAL YVONNE Total Riding Time: 06:01:07													
9	876	15.951		1	12	09:58:26	10:02:00	00:03:34	15.882	52	15.882	00:03:34	00:03:40
CLEMANTINE CHAUD													
DOHA D'ARTAGNAN AA													
2 33 11:59:52 12:03:15 00:03:23 15.508 56 15.716 00:06:57 00:02:27													
3 26 14:21:38 14:24:46 00:03:08 15.958 60 15.802 00:10:05 00:02:29													
Lap / preceding :00:00:00 4 9 16:31:07 16:35:47 16.503 55 15.951 00:00:50													
- - GRIMAL JEAN-MICHEL Total Riding Time: 06:01:07													



RANK	NUM.	AV. SPEED	NAT.	PHASE	RANK	ARRIVAL	IN TIME	RECOV. T.	PH. SPD	BPM	AV. SPD	TOTAL REC.	LAP/LEAD	
11	838	15.950		1	27	09:19:37	09:22:49	00:03:12	15.756	60/60	15.756	00:03:12	00:04:29	
MANON CAPITAINE														
				FRA	2	21	11:19:40	11:22:20	00:02:40	15.846	52/60	15.795	00:05:52	00:01:32
DIABLO FEUILLEE				6	3	16	13:40:19	13:43:47	00:03:28	15.969	64/64	15.857	00:09:20	00:01:30
Lap / preceding :00:00:01					4	11	15:51:08	15:56:05		16.290	58	15.950		00:00:51
- - ECURIE LA FEUILLEE E.U.R.L.												Total Riding Time: 06:01:08		
12	869	15.948		1	3	09:52:59	09:58:53	00:05:54	16.383	60/60	16.383	00:05:54	00:00:33	
EUGENIE DUMAS														
				FRA	2	1	11:56:25	12:00:48	00:04:23	15.382	60	15.929	00:10:17	00:00:00
DONA EL BALTIK				6	3	15	14:19:08	14:23:46	00:04:38	15.733	62/60	15.858	00:14:55	00:01:29
Lap / preceding :00:00:02					4	12	16:31:10	16:36:33		16.279	56	15.948		00:00:53
- - ATLANTIC ENDURANCE S.A.R.L.												Total Riding Time: 06:01:10		
13	854	15.942		1	25	10:09:32	10:12:33	00:03:01	15.797	54/48	15.797	00:03:01	00:04:13	
MORGANE PAYEN														
				FRA	2	17	12:09:36	12:12:14	00:02:38	15.813	54/48	15.804	00:05:39	00:01:26
DUDE DU FONPEYROL				6	3	13	14:30:50	14:33:34	00:02:44	15.987	56	15.869	00:08:23	00:01:17
Lap / preceding :00:00:08					4	13	16:41:18	16:45:48		16.209	54	15.942		00:01:01
- - PAYEN DOMINIQUE GILBERTE												Total Riding Time: 06:01:18		
14	866	15.934		1	18	09:49:31	09:52:09	00:02:38	15.859	60	15.859	00:02:38	00:03:49	
JAVIER GRAGERA RODRIGUEZ														
				FRA	2	27	11:49:29	11:52:34	00:03:05	15.668	64/60	15.775	00:05:43	00:01:46
DJIBOUTI DE BOZOULS				6	3	31	14:11:17	14:14:55	00:03:38	15.828	64/64	15.794	00:09:21	00:02:38
Lap / preceding :00:00:11					4	14	16:21:29	16:26:21		16.456	56	15.934		00:01:12
- - MEZAGRI S.A.R.L.												Total Riding Time: 06:01:29		
15	802	15.931		1	21	09:19:39	09:22:28	00:02:49	15.810	60/60	15.810	00:02:49	00:04:08	
VINCENT GAUDRIOT														
				FRA	2	15	11:19:38	11:22:11	00:02:33	15.806	64/62	15.808	00:05:22	00:01:23
DAWA DE BOZOULS				6	3	22	13:40:16	13:44:12	00:03:56	15.880	54	15.834	00:09:18	00:01:55
Lap / preceding :00:00:05					4	15	15:51:34	15:56:22		16.286	52	15.931		00:01:17
- - MEZAGRI S.A.R.L.												Total Riding Time: 06:01:34		
15	816	15.931		1	36	09:20:20	09:23:11	00:02:51	15.700	62	15.700	00:02:51	00:04:51	
EMMANUELLE RIONDE														
				FRA	2	22	11:19:44	11:22:26	00:02:42	15.899	60	15.787	00:05:33	00:01:38
DROP DE LAP				6	3	11	13:40:21	13:43:25	00:03:04	16.042	60	15.878	00:08:37	00:01:08
Lap / preceding :00:00:00					4	15	15:51:34	15:56:26		16.123	54	15.931		00:01:17
- - BIOU DOMINIQUE												Total Riding Time: 06:01:34		
17	825	15.930		1	22	09:19:41	09:22:30	00:02:49	15.805	60	15.805	00:02:49	00:04:10	
MAILYS HUMBERT														
				FRA	2	14	11:19:39	11:22:09	00:02:30	15.819	62	15.811	00:05:19	00:01:21
DENVER DE BOZOULS				6	3	21	13:40:17	13:44:09	00:03:52	15.882	58	15.837	00:09:11	00:01:52
Lap / preceding :00:00:01					4	17	15:51:35	15:56:18		16.272	52	15.930		00:01:18
- - MEZAGRI S.A.R.L.												Total Riding Time: 06:01:35		
18	853	15.917		1	2	09:53:06	09:58:43	00:05:37	16.411	58	16.411	00:05:37	00:00:23	
LEANE LAMBERTON														
				FRA	2	46	11:59:58	12:03:50	00:03:52	14.803	56/52	15.666	00:09:29	00:03:02
HAREZ DES CADES				6	3	35	14:21:43	14:25:37	00:03:54	15.916	56	15.755	00:13:23	00:03:20
Lap / preceding :00:00:18					4	18	16:31:53	16:36:33		16.521	54	15.917		00:01:36
- - ATLANTIC ENDURANCE S.A.R.L.												Total Riding Time: 06:01:53		
19	834	15.908		1	41	09:20:02	09:23:19	00:03:17	15.680	60/56	15.680	00:03:17	00:04:59	
SOPHIE LE BERRE														
				FRA	2	39	11:20:02	11:23:30	00:03:28	15.714	60	15.695	00:06:45	00:02:42
DISMOIWE DE SOMMANT				6	3	26	13:42:08	13:44:46	00:02:38	15.997	64/62	15.802	00:09:23	00:02:29
Lap / preceding :00:00:12					4	19	15:52:05	15:56:51		16.297	52	15.908		00:01:48
- - ABORD DE CHATILLON JEAN												Total Riding Time: 06:02:05		
20	877	15.907		1	8	09:39:38	09:41:40	00:02:02	15.934	56/56	15.934	00:02:02	00:03:20	
SABRINA ARNOLD														
				FRA	2	11	11:39:59	11:42:02	00:02:03	15.678	52/54	15.821	00:04:05	00:01:14
DALAKANI DE VENELLES				6	3	1	14:00:21	14:02:17	00:01:56	16.160	56/60	15.941	00:06:01	00:00:00
Lap / preceding :00:00:01					4	20	16:12:06	16:16:08		15.786	51	15.907		00:01:49
- - HARAS DE LA MAJORIE E.A.R.L.												Total Riding Time: 06:02:06		
21	814	15.905		1	20	09:39:37	09:42:19	00:02:42	15.833	60/60	15.833	00:02:42	00:03:59	
MELODY THEOLISSAT														
				FRA	2	23	11:40:00	11:42:28	00:02:28	15.721	58/58	15.784	00:05:10	00:01:40
DIYAA				6	3	7	14:00:28	14:03:05	00:02:37	16.101	62	15.896	00:07:47	00:00:48
Lap / preceding :00:00:03					4	21	16:12:09	16:16:58		15.936	54	15.905		00:01:52
- - LUCIANI-GIAMARCHI PASQUIN												Total Riding Time: 06:02:09		
22	824	15.904		1	32	09:39:41	09:42:53	00:03:12	15.746	60	15.746	00:03:12	00:04:33	
MARIE ROSSIGNOL														
				FRA	2	24	11:40:01	11:42:30	00:02:29	15.826	64/64	15.781	00:05:41	00:01:42
DJAINA DU CAYROL				6	3	9	14:00:31	14:03:09	00:02:38	16.095	44/48	15.893	00:08:19	00:00:52
Lap / preceding :00:00:01					4	22	16:12:10	16:16:36		15.946	57	15.904		00:01:53
- - CALIBRE NADINE												Total Riding Time: 06:02:10		
23	859	15.904		1	10	09:39:42	09:41:45	00:02:03	15.921	48	15.921	00:02:03	00:03:25	
MAISIE JADE RAIKES														
				FRA	2	9	11:40:01	11:41:59	00:01:58	15.704	48/48	15.826	00:04:01	00:01:11
DESIGN DU CLAUD				6	3	2	14:00:23	14:02:30	00:02:07	16.117	56	15.929	00:06:08	00:00:13
Lap / preceding :00:00:01					4	23	16:12:11	16:16:23		15.813	52	15.904		00:01:54
- - SCHAMBOURG MORGANE												Total Riding Time: 06:02:11		

RANK	NUM.	AV. SPEED	NAT.	PHASE	RANK	ARRIVAL	IN TIME	RECOV. T.	PH. SPD	BPM	AV. SPD	TOTAL REC.	LAP/LEAD
24	857	15.898		1	51	09:20:18	09:23:53	00:03:35	15.594	60	15.594	00:03:35	00:05:33
ALYCIA MILLAT				2	53	11:21:04	11:24:34	00:03:30	15.617	58	15.604	00:07:05	00:03:46
DALTIK DE LUZY			6	3	34	13:43:06	13:45:31	00:02:25	16.048	60/60	15.761	00:09:30	00:03:14
Lap / preceding :00:00:08				4	24	15:52:19	15:57:11		16.406	58	15.898		00:02:02
- - BUTEAU DAMIEN											Total Riding Time: 06:02:19		
25	832	15.893		1	1	09:53:01	09:58:20	00:05:19	16.475	54/54	16.475	00:05:19	00:00:00
JULIE JACQUET				2	4	11:56:26	12:01:16	00:04:50	15.193	54	15.888	00:10:09	00:00:28
DAHIR PETITE CARREE			6	3	10	14:19:10	14:23:10	00:04:00	15.898	60	15.892	00:14:09	00:00:53
Lap / preceding :00:00:06				4	25	16:32:25	16:37:20		15.899	60	15.893		00:02:08
- - MOUSSEAU DAMIEN											Total Riding Time: 06:02:25		
26	844	15.882		1	38	10:08:52	10:13:13	00:04:21	15.695	44	15.695	00:04:21	00:04:53
AURELIE HONORE				2	37	12:09:58	12:13:20	00:03:22	15.727	60/58	15.709	00:07:43	00:02:32
DECYBELL DES OLIVIERS			6	3	37	14:31:10	14:35:54	00:04:44	15.795	54	15.740	00:12:27	00:03:37
Lap / preceding :00:00:16				4	26	16:42:41	16:47:52		16.410	54	15.882		00:02:24
- - LISTE ROUGE											Total Riding Time: 06:02:41		
27	846	15.880		1	49	09:30:23	09:33:40	00:03:17	15.627	64/64	15.627	00:03:17	00:05:20
MAY MANIFACIER				2	45	11:28:55	11:33:41	00:04:46	15.747	64/68	15.679	00:08:03	00:02:53
DARNESS			6	3	20	13:50:47	13:53:56	00:03:09	16.160	64/64	15.849	00:11:12	00:01:39
Lap / preceding :00:00:02				4	27	16:02:43	16:07:15		15.993	58	15.880		00:02:26
- - COVINHES FIRMIN											Total Riding Time: 06:02:43		
27	849	15.880		1	40	10:08:50	10:13:16	00:04:26	15.688	64/60	15.688	00:04:26	00:04:56
JULIETTE OLIVIER				2	36	12:09:55	12:13:19	00:03:24	15.740	52/52	15.711	00:07:50	00:02:31
DEKADENS			6	3	38	14:31:08	14:35:57	00:04:49	15.784	58	15.737	00:12:39	00:03:40
Lap / preceding :00:00:00				4	27	16:42:43	16:48:01		16.413	60	15.880		00:02:26
- - LISTE ROUGE											Total Riding Time: 06:02:43		
27	858	15.880		1	48	09:30:24	09:33:38	00:03:14	15.632	64/60	15.632	00:03:14	00:05:18
JOHANNA BARLETTA				2	43	11:28:56	11:33:39	00:04:43	15.747	64/64	15.682	00:07:57	00:02:51
DJOBA DE PALMAS			6	3	19	13:50:46	13:53:54	00:03:08	16.160	56	15.851	00:11:05	00:01:37
Lap / preceding :00:00:00				4	27	16:02:43	16:07:19		15.987	54	15.880		00:02:26
- - RAMADIER MANON											Total Riding Time: 06:02:43		
30	871	15.879		1	27	09:30:21	09:32:49	00:02:28	15.756	48	15.756	00:02:28	00:04:29
ESTELLE JOAQUIM				2	8	11:29:28	11:31:55	00:02:27	15.929	54/42	15.831	00:04:55	00:01:07
DIAMANE D'OLBIA			6	3	6	13:50:48	13:53:04	00:02:16	16.016	48	15.897	00:07:11	00:00:47
Lap / preceding :00:00:02				4	30	16:02:45	16:07:25		15.813	54	15.879		00:02:28
- - BENOIT PHILIPPE											Total Riding Time: 06:02:45		
31	847	15.870		1	33	09:30:26	09:32:56	00:02:30	15.738	56/56	15.738	00:02:30	00:04:36
OCEANE NICOLAS				2	7	11:28:57	11:31:30	00:02:33	16.037	56/58	15.868	00:05:03	00:00:42
DUC DE DIZONANCHE			6	3	8	13:50:47	13:53:06	00:02:19	15.945	60/60	15.895	00:07:22	00:00:49
Lap / preceding :00:00:12				4	31	16:02:57	16:07:45		15.780	52	15.870		00:02:40
- - SUGIER CHRISTIAN											Total Riding Time: 06:02:57		
32	826	15.866		1	29	09:48:48	09:52:50	00:04:02	15.754	54	15.754	00:04:02	00:04:30
ANOUEK FREY				2	50	11:50:54	11:54:19	00:03:25	15.463	56/56	15.625	00:07:27	00:03:31
DELICE DE SULEIMAN			6	3	41	14:13:29	14:16:20	00:02:51	15.880	60	15.716	00:10:18	00:04:03
Lap / preceding :00:00:06				4	32	16:23:03	16:27:21		16.424	56	15.866		00:02:46
- - SIMON VIRGINIE FLORENCE											Total Riding Time: 06:03:03		
32	848	15.866		1	29	09:48:51	09:52:50	00:03:59	15.754	64	15.754	00:03:59	00:04:30
EVA PAILHES				2	49	11:50:55	11:54:16	00:03:21	15.473	55	15.630	00:07:20	00:03:28
DON JUAN DE SULEIMAN			6	3	39	14:13:28	14:16:17	00:02:49	15.880	62	15.719	00:10:09	00:04:00
Lap / preceding :00:00:00				4	32	16:23:03	16:27:21		16.413	58	15.866		00:02:46
- - SIMON VIRGINIE FLORENCE											Total Riding Time: 06:03:03		
34	831	15.863		1	58	09:49:34	09:55:27	00:05:53	15.363	60/60	15.363	00:05:53	00:07:07
EDDY GAUTHE				2	38	11:49:27	11:53:21	00:03:54	16.175	58/42	15.708	00:09:47	00:02:33
DREAM BOY DE TRACLIN			6	3	32	14:10:15	14:15:00	00:04:45	15.937	64/64	15.789	00:14:32	00:02:43
Lap / preceding :00:00:03				4	34	16:23:06	16:28:00		16.133	63	15.863		00:02:49
- - GOURDON SANDRINE											Total Riding Time: 06:03:06		
35	809	15.863		1	45	09:49:35	09:53:29	00:03:54	15.655	52	15.655	00:03:54	00:05:09
MATILDE LOHEZ				2	47	11:49:28	11:54:12	00:04:44	15.610	52/48	15.635	00:08:38	00:03:24
DINOSO DE TRACLIN			6	3	33	14:10:15	14:15:07	00:04:52	16.053	52/60	15.783	00:13:30	00:02:50
Lap / preceding :00:00:01				4	35	16:23:07	16:27:56		16.154	53	15.863		00:02:50
- - GOURDON SANDRINE											Total Riding Time: 06:03:07		
36	823	15.861		1	52	09:20:20	09:24:02	00:03:42	15.572	60/64	15.572	00:03:42	00:05:42
ELISE PILLANT				2	54	11:21:03	11:24:38	00:03:35	15.633	60/62	15.598	00:07:17	00:03:50
HOTSPUR DIWAN			6	3	42	13:43:08	13:46:33	00:03:25	15.895	60	15.704	00:10:42	00:04:16
Lap / preceding :00:00:02				4	36	15:53:09	15:57:58		16.449	53	15.861		00:02:52
- - PILLANT ELISE											Total Riding Time: 06:03:09		

RANK	NUM.	AV. SPEED	NAT.	PHASE	RANK	ARRIVAL	IN TIME	RECOV. T.	PH. SPD	BPM	AV. SPD	TOTAL REC.	LAP/LEAD
37	836	15.860		1	25	09:39:49	09:42:33	00:02:44	15.797	60	15.797	00:02:44	00:04:13
ELISA ZANOTTI					2	11:40:06	11:42:59	00:02:53	15.665	56/56	15.739	00:05:37	00:02:11
DISHA DE SULEIMAN				6	3	14:01:27	14:04:53	00:03:26	15.898	52	15.796	00:09:03	00:02:36
Lap / preceding :00:00:01				4	37	16:13:10	16:17:48		16.095	50	15.860		00:02:53
- - AQUILUE FABRICE				Total Riding Time: 06:03:10									
37	839	15.860		1	23	09:39:48	09:42:31	00:02:43	15.802	60	15.802	00:02:43	00:04:11
MELINA AQUILUE					2	11:40:01	11:42:57	00:02:56	15.665	48/52	15.742	00:05:39	00:02:09
DALLACTIKA ROUGIAS				6	3	14:01:25	14:04:49	00:03:24	15.903	60	15.800	00:09:03	00:02:32
Lap / preceding :00:00:00				4	37	16:13:10	16:17:46		16.082	59	15.860		00:02:53
- - AQUILUE FABRICE				Total Riding Time: 06:03:10									
39	860	15.860		1	55	09:19:50	09:25:02	00:05:12	15.424	64/64	15.424	00:05:12	00:06:42
ESTELLE GAUDIEZ					2	11:21:29	11:24:21	00:02:52	15.886	60/60	15.622	00:08:04	00:03:33
NAMASTE AL PAYRAL				6	3	13:42:56	13:46:44	00:03:48	15.823	62	15.694	00:11:52	00:04:27
Lap / preceding :00:00:01				4	39	15:53:11	15:58:01		16.481	53	15.860		00:02:54
- - GAUDIEZ ERIC				Total Riding Time: 06:03:11									
40	867	15.858		1	56	09:19:50	09:25:05	00:05:15	15.416	64/60	15.416	00:05:15	00:06:45
MARGAUX LATHUILLE					2	11:21:30	11:24:20	00:02:50	15.899	52/60	15.624	00:08:05	00:03:32
DAHLIA LA MAJORIE				6	3	13:42:56	13:46:43	00:03:47	15.823	64/60	15.695	00:11:52	00:04:26
Lap / preceding :00:00:02				4	40	15:53:13	15:57:58		16.471	58	15.858		00:02:56
- - LATHUILLE MARGAUX				Total Riding Time: 06:03:13									
41	835	15.818		1	54	10:09:34	10:14:32	00:04:58	15.497	56/52	15.497	00:04:58	00:06:12
PASCAL HARD					2	12:11:00	12:15:00	00:04:00	15.659	48/48	15.568	00:08:58	00:04:12
YALLAH DE SALLAZ AA				6	3	14:33:16	14:37:30	00:04:14	15.805	56	15.652	00:13:12	00:05:13
Lap / preceding :00:00:55				4	41	16:44:08	16:49:11		16.442	56	15.818		00:03:51
- - HARD SOPHIE				Total Riding Time: 06:04:08									
42	807	15.805		1	59	09:30:47	09:35:29	00:04:42	15.358	64	15.358	00:04:42	00:07:09
JULIA PEILLARD					2	11:28:57	11:32:40	00:03:43	16.325	52/60	15.766	00:08:25	00:01:52
DREAM D'AVENE				6	3	13:52:30	13:56:17	00:03:47	15.635	64	15.719	00:12:12	00:04:00
Lap / preceding :00:00:19				4	42	16:04:27	16:09:01		16.119	58	15.805		00:04:10
- - D'AVENE G.A.E.C.				Total Riding Time: 06:04:27									
43	841	15.705		1	67	10:09:45	10:16:33	00:06:48	15.204	60/48	15.204	00:06:48	00:08:13
BENJAMIN BONNAMIC					2	12:09:48	12:17:22	00:07:34	15.591	54	15.371	00:14:22	00:06:34
ABU PIBELKIA				6	3	14:23:16	14:37:45	00:14:29	16.138	52	15.639	00:28:51	00:05:28
Lap / preceding :00:02:19				4	43	16:46:46	16:58:00		15.946	60	15.705		00:06:29
- - BONNAMIC BENJAMIN				Total Riding Time: 06:06:46									
43	851	15.705		1	47	10:09:34	10:13:34	00:04:00	15.642	56	15.642	00:04:00	00:05:14
MELANIE VILLEGIER					2	12:07:01	12:12:18	00:05:17	16.003	56/52	15.798	00:09:17	00:01:30
SHAMAAN AL AHLEM				6	3	14:31:00	14:37:11	00:06:11	15.446	64/64	15.669	00:15:28	00:04:54
Lap / preceding :00:00:00				4	43	16:46:46	16:52:47		15.833	58	15.705		00:06:29
- - VILLEGIER MELANIE				Total Riding Time: 06:06:46									
45	865	15.664		1	65	09:30:35	09:35:52	00:05:17	15.302	64/60	15.302	00:05:17	00:07:32
LUCAS BORDIGNON					2	11:29:30	11:35:10	00:05:40	15.889	60/60	15.554	00:10:57	00:04:22
AMIR IBN PROBAT				6	3	13:50:53	13:59:15	00:08:22	15.565	60/60	15.557	00:19:19	00:06:58
Lap / preceding :00:00:57				4	45	16:07:43	16:18:11		16.058	63	15.664		00:07:26
- - BORDIGNON JEAN-MICHEL				Total Riding Time: 06:07:43									
46	803	15.490		1	39	09:49:35	09:53:14	00:03:39	15.693	64/64	15.693	00:03:39	00:04:54
MARION LAMORINIERE					2	11:49:24	11:53:33	00:04:09	15.688	60	15.691	00:07:48	00:02:45
DJAWAD D'ALENTHUN				6	3	14:17:23	14:22:07	00:04:44	14.922	62/62	15.405	00:12:32	00:09:50
Lap / preceding :00:04:08				4	46	16:31:51	16:39:41		15.803	63	15.490		00:11:34
- - CALIBRE NADINE				Total Riding Time: 06:11:51									
47	837	15.409		1	57	09:39:47	09:45:10	00:05:23	15.404	62/60	15.404	00:05:23	00:06:50
MATHIEU BRAUN					2	11:42:57	11:48:22	00:05:25	15.144	56	15.289	00:10:48	00:07:34
DJAMEL DE MESSEY				6	3	14:10:13	14:15:31	00:05:18	15.119	60	15.228	00:16:06	00:13:14
Lap / preceding :00:01:58				4	47	16:23:49	16:36:06		16.092	64	15.409		00:13:32
- - BONNOT ANNE				Total Riding Time: 06:13:49									
48	840	15.207		1	63	09:41:29	09:45:37	00:04:08	15.338	60	15.338	00:04:08	00:07:17
FABIENNE LARBRET					2	11:48:35	11:52:15	00:03:40	14.544	60	14.980	00:07:48	00:11:27
DAHESII BEAU PRESAGE AA				6	3	14:10:13	14:15:22	00:05:09	15.710	64/64	15.235	00:12:57	00:13:05
Lap / preceding :00:04:58				4	48	16:28:47	16:33:45		15.105	60	15.207		00:18:30
- - DESSEIGNE JEAN-PAUL				Total Riding Time: 06:18:47									
49	830	15.054		1	60	10:10:00	10:15:32	00:05:32	15.351	64	15.351	00:05:32	00:07:12
BENEDICTE SANTISTEVA					2	12:13:58	12:19:44	00:05:46	14.964	56/60	15.179	00:11:18	00:08:56
DEXTER DE BOZOULS				6	3	14:45:59	14:51:34	00:05:35	14.486	48/56	14.922	00:16:53	00:19:17
Lap / preceding :00:03:51				4	49	17:02:38	17:07:43		15.543	60	15.054		00:22:21
- - MORVAN PIERRE-MARIE				Total Riding Time: 06:22:38									

RANK	NUM.	AV. SPEED	NAT.	PHASE	RANK	ARRIVAL	IN TIME	RECOV. T.	PH. SPD	BPM	AV. SPD	TOTAL REC.	LAP/LEAD
49	842	15.054		1	62	10:10:00	10:15:36	00:05:36	15.341	48/48	15.341	00:05:36	00:07:16
STEPHANIE DOUMENGE													
AINHOA DANAIS				6	3	12:13:57	12:19:51	00:05:54	14.956	56	15.170	00:11:30	00:09:03
Lap / preceding :00:00:00					4	14:45:59	14:51:34	00:05:35	14.501	0	14.922	00:17:05	00:19:17
- - AINHOA S.C.E.A.											Total Riding Time: 06:23:38		
51	833	15.022		1	61	09:58:36	10:05:34	00:06:58	15.346	60/54	15.346	00:06:58	00:07:14
MELANIE RICHIERO													
DAMOCLES DES EYMES				6	3	12:05:23	12:11:17	00:05:54	14.700	62	15.056	00:12:52	00:10:29
Lap / preceding :00:00:48					4	14:31:53	14:44:04	00:12:11	14.364	60	14.799	00:25:03	00:21:47
- - RICHIERO MELANIE											Total Riding Time: 06:23:26		
52	864	14.638		1	66	10:11:28	10:16:13	00:04:45	15.252	60/60	15.252	00:04:45	00:07:53
MELANIE PARENT													
LE BOY AA				6	3	12:13:23	12:18:39	00:05:16	15.285	60	15.266	00:10:01	00:07:51
Lap / preceding :00:10:04					4	14:42:55	14:52:41	00:09:46	14.206	60/56	14.867	00:19:47	00:20:24
- - PETREQUIN FREDERIC											Total Riding Time: 06:33:30		
0	801	LA		1	5	09:56:58	10:01:03	00:04:05	16.032	56/48	16.032	00:04:05	00:02:43
CAMILLE TERRY													
DYNAMITE JANSSAUD				6	3	11:59:59	12:04:12	00:04:13	15.153	54	15.635	00:08:18	00:03:24
Lap / preceding :23:43:33					4	14:27:24	14:32:38	00:05:14	14.940	60	15.378	00:13:32	00:10:21
- - FAUQUE MAGALI											Total Riding Time: 06:17:03		
0	812	LA		1	71	09:41:28	09:49:34	00:08:06	14.786	62/64	14.786	00:08:06	00:11:14
AMANDINE MOINE													
DJAWIDA				6	3	11:56:05	12:02:58	00:06:53	13.490	60	14.190	00:14:59	00:22:10
Lap / preceding :00:37:10					4	14:34:43	14:41:59	00:07:16	13.612	60	13.976	00:22:15	00:39:42
- - ECURIE DU MEYX E.A.R.L.											Total Riding Time: 06:54:13		
0	820	LA		1	15	09:58:34	10:02:04	00:03:30	15.872	52/60	15.872	00:03:30	00:03:44
MURIEL JUDIC													
DIAGO DU PASQUA				6	3	12:00:03	12:03:18	00:03:15	15.511	60/48	15.712	00:06:45	00:02:30
Lap / preceding :23:08:14					4	14:21:41	14:25:37	00:03:56	15.833	56/60	15.755	00:10:41	00:03:20
- - LIEGEON ALEXANDRA											Total Riding Time: 06:02:27		
0	822	LA		1	53	09:30:49	09:34:21	00:03:32	15.525	63/64	15.525	00:03:32	00:06:01
MANON CLAVEL													
MASTOORAH				6	3	11:29:31	11:32:30	00:02:59	16.123	50	15.781	00:06:31	00:01:42
Lap / preceding :00:00:45					4	13:50:54	13:54:33	00:03:39	15.875	60/64	15.814	00:10:10	00:02:16
- - OF OMAN SC MASSOURY EQUIN ROYAL CAVALRY											Total Riding Time: 06:03:12		
0	850	LA		1	42	10:09:33	10:13:22	00:03:49	15.672	60/60	15.672	00:03:49	00:05:02
ELISE JOUAN													
DIVA DE LACROIX				6	3	12:07:02	12:11:29	00:04:27	16.130	64/64	15.869	00:08:16	00:00:41
Lap / preceding :00:03:12					4	14:31:04	14:36:59	00:05:55	15.356	64/62	15.680	00:14:11	00:04:42
- - GRA JEAN-MICHEL											Total Riding Time: 06:06:24		
0	856	LA		1	68	10:09:35	10:16:55	00:07:20	15.152	60	15.152	00:07:20	00:08:35
ANNE DETREZ													
WASEM				6	3	12:12:38	12:16:08	00:03:30	15.906	52	15.473	00:10:50	00:05:20
Lap / preceding :23:56:42					4	14:34:11	14:39:57	00:05:46	15.604	56/52	15.520	00:16:36	00:07:40
- - DETREZ ANNE											Total Riding Time: 06:03:06		
0	863	LA		1	64	09:30:35	09:35:48	00:05:13	15.312	60/60	15.312	00:05:13	00:07:28
DIDIER CHEVILLARD													
ALTAIR DE THOREY				6	3	11:29:31	11:35:12	00:05:41	15.869	60	15.551	00:10:54	00:04:24
Lap / preceding :00:04:38					4	13:50:54	13:59:13	00:08:19	15.574	62	15.559	00:19:13	00:06:56
- - CHEVILLARD DIDIER											Total Riding Time: 06:07:44		
0	873	LA		1	35	09:30:22	09:33:05	00:02:43	15.715	54	15.715	00:02:43	00:04:45
BEATRICE DANIAU													
DAKARA D'OLT				6	3	11:29:27	11:31:59	00:02:32	15.970	54	15.826	00:05:15	00:01:11
Lap / preceding :23:54:58					4	13:50:48	13:53:27	00:02:39	15.966	56	15.876	00:07:54	00:01:10
- - DANIAU BEATRICE											Total Riding Time: 06:02:42		
0	805	LA		1	44	09:30:24	09:33:27	00:03:03	15.660	48/50	15.660	00:03:03	00:05:07
LAURA STELLA													
DESGAUDRA D'ALAUZE				6	3	11:28:54	11:33:34	00:04:40	15.727	56	15.689	00:07:43	00:02:46
Lap / preceding :22:43:26					4	13:50:47	13:56:08	00:05:21	15.795	60	15.727	00:13:04	00:03:51
- - BECHARD DIDIER											Total Riding Time: 04:46:08		
0	808	LA		1	46	09:30:25	09:33:30	00:03:05	15.652	52/56	15.652	00:03:05	00:05:10
AUDREY FLORIN													
MAGGNESIA KALLISTE				6	3	11:29:31	11:32:07	00:02:36	16.027	60/56	15.814	00:05:41	00:01:19
Lap / preceding :23:57:35					4	13:50:49	13:53:43	00:02:54	15.945	56/48	15.861	00:08:35	00:01:26
- - KALLISTE ARABIANS S.A.R.L.											Total Riding Time: 04:43:43		

RANK	NUM.	AV. SPEED	NAT.	PHASE	RANK	ARRIVAL	IN TIME	RECOV. T.	PH. SPD	BPM	AV. SPD	TOTAL REC.	LAP/LEAD
0	813	LA		1	43	09:20:02	09:23:24	00:03:22	15.667	64/56	15.667	00:03:22	00:05:04
NADEGE KREBS				2	29	11:20:03	11:22:42	00:02:39	15.889	56/60	15.764	00:06:01	00:01:54
D'ELHALYN DE SOMMANT			6	3	LA	13:42:08	13:44:43	00:02:35	15.880	42	15.805	00:08:36	00:02:26
Lap / preceding :00:01:00													
- - ABORD DE CHATILLON JEAN			Total Riding Time: 04:44:43										
0	821	LA		1	7	09:49:28	09:51:39	00:02:11	15.937	60	15.937	00:02:11	00:03:19
CALINE PAYEN				2	19	11:49:25	11:52:18	00:02:53	15.623	60/54	15.798	00:05:04	00:01:30
DINGUE DE TOI BOZOULS			6	3	LA	14:11:19	14:13:49	00:02:30	15.958	50	15.855	00:07:34	00:01:32
Lap / preceding :23:59:06													
- - MEZAGRI S.A.R.L.			Total Riding Time: 04:43:49										
0	843	LA		1	74	09:30:25	09:43:00(2)	00:12:35	14.336	48/52	14.336	00:12:35	00:14:40
LOUISE BAYLE				2	67	11:40:07	11:43:48	00:03:41	15.594	64	14.861	00:16:16	00:13:00
DIANE D'ORIENT			6	3	LA	14:00:33	14:03:07	00:02:34	16.312	64/56	15.352	00:18:50	00:10:50
Lap / preceding :00:09:18													
- - FRANCE ANDRE			Total Riding Time: 04:53:07										
0	845	LA		1	50	09:20:18	09:23:42	00:03:24	15.622	64/60	15.622	00:03:24	00:05:22
BENEDICTE BUTEAU				2	43	11:21:05	11:23:39	00:02:34	15.760	54/60	15.682	00:05:58	00:02:51
DELYS DE LUZY			6	3	LA	13:42:39	13:45:32	00:02:53	15.901	50/60	15.760	00:08:51	00:03:15
Lap / preceding :23:52:25													
- - BUTEAU DAMIEN			Total Riding Time: 04:45:32										
0	862	LA		1	9	09:39:39	09:41:44	00:02:05	15.924	56/56	15.924	00:02:05	00:03:24
ENORA BOULENGER				2	12	11:40:00	11:42:06	00:02:06	15.678	60	15.815	00:04:11	00:01:18
DELIA DE BOZOULS			6	3	LA	14:00:22	14:02:36	00:02:14	16.119	60/64	15.924	00:06:25	00:00:19
Lap / preceding :23:57:04													
- - MEZAGRI S.A.R.L.			Total Riding Time: 04:42:36										
0	868	LA		1	69	09:41:32	09:48:00	00:06:28	15.000	62	15.000	00:06:28	00:09:40
MILCA LE BERRE				2	68	11:48:37	11:53:56	00:05:19	14.663	60	14.850	00:11:47	00:13:08
LUCIFER D'ELSSANNE			6	3	LA	14:10:13	14:17:36	00:07:23	15.627	56/60	15.121	00:19:10	00:15:19
Lap / preceding :00:15:00													
- - LISTE ROUGE			Total Riding Time: 04:57:36										
0	870	FTC		1	70	10:09:35	10:19:13	00:09:38	14.833	60/64	14.833	00:09:38	00:10:53
STEPHANIE GIULIANI				2	66	12:17:06	12:23:23	00:06:17	14.970	62	14.893	00:15:55	00:12:35
DYNO			6	3	FTC		15:02:19		13.621	56/48	14.408	00:23:18	00:30:02
Lap / preceding :00:14:43													
- - GIULIANI STEPHANIE			Total Riding Time: 05:12:19										
0	806	LA		1	73	09:35:54	09:41:32	00:05:38	14.525	48/48	14.525	00:05:38	00:13:12
JEROME GUIGUE				2	LA	11:47:36	11:51:39	00:04:03	13.982	40/52	14.282	00:09:41	00:20:51
DEESSE DE CHANAY AA			6										
Lap / preceding :22:09:20													
- - GUIGUE JEROME			Total Riding Time: 03:21:39										
0	811	LA		1	24	09:39:44	09:42:32	00:02:48	15.800	64/64	15.800	00:02:48	00:04:12
ERIC ROUQUIER				2	LA	11:40:06	11:44:11	00:04:05	15.432	64	15.637	00:06:53	00:03:23
DABKA IBN HISTO			6										
Lap / preceding :23:42:32													
- - ROUQUIER ERIC			Total Riding Time: 03:04:11										
0	815	LA		1	31	09:19:38	09:22:52	00:03:14	15.749	60	15.749	00:03:14	00:04:32
KENZA BETTENFELD				2	LA	11:19:41	11:22:22	00:02:41	15.849	50/44	15.792	00:05:55	00:01:34
DOMINA FEUILLEE			6										
Lap / preceding :23:58:11													
- - ECURIE LA FEUILLEE E.U.R.L.			Total Riding Time: 03:02:22										
0	819	LA		1	72	09:20:22	09:30:15	00:09:53	14.694	62/60	14.694	00:09:53	00:11:55
VICTORIA HANQUART				2	LA	11:25:45	11:33:56	00:08:11	15.057	56/56	14.850	00:18:04	00:13:08
TEOBRI D'HAL TSEU			6										
Lap / preceding :00:11:34													
- - BIOU DOMINIQUE			Total Riding Time: 03:13:56										
0	875	LA		1	34	09:58:32	10:02:57	00:04:25	15.736	64	15.736	00:04:25	00:04:37
MARGOT BROCHIER				2	LA	11:59:58	12:06:10	00:06:12	15.141	62	15.470	00:10:37	00:05:22
DANA DE LA REVERIE			6										
Lap / preceding :23:52:14													
- - BARBARIN ANDRE			Total Riding Time: 03:06:10										
0	810	ME		1	ME	09:53:00	10:13:30	00:20:30	14.273	70/80	14.273	00:20:30	00:15:10
SEBASTIEN ROBIN													
DAKOTA DU SUC			6										
Lap / preceding :22:47:20													
- - ROBIN SEBASTIEN			Total Riding Time: 01:53:30										

RANK	NUM.	AV. SPEED	NAT.	PHASE	RANK	ARRIVAL	IN TIME	RECOV. T.	PH. SPD	BPM	AV. SPD	TOTAL REC.	LAP/LEAD
0	828	RET		1	RET	10:09:31	10:21:08	00:11:37	14.577	56/52	14.577	00:11:37	00:12:48
CAMILLE GARBET													
DANSEUR DE MORGANE			6										
Lap / preceding :23:57:38													
- - LES ECURIES D'AURABELLE G.A.E.C.												Total Riding Time: 01:51:08	
0	855	LA		1	LA	09:39:40	09:41:45	00:02:05	15.921	56	15.921	00:02:05	00:03:25
LINDA VAUTE													
ULLALLA			6										
Lap / preceding :23:50:37													
- - PETRARCA GIUSEPPINA												Total Riding Time: 01:41:45	

WD=Withdrawn, RET=Retired, DSQ=Disqualified, FNR=Finished not ranked, LA=Lame, MI=Minor injury, CI=Catastrophic injury, ME=Metabolic, ME-TR=Metabolic invasive treatment, OT=Out of time, FTC: Failed to complete

