



Individual Results

Final

UZES - Uzès (FRA) 12-10-2018 - Finale 6ans 90km VL :89 Riders

Percentages: Qualified: 64.77% Not qualified: 35.23% (including GA (ex LA): 29.55% ME: 02.27% RET: 02.27% MISC: 01.14%)

RANK	NUM.	AV. SPEED	NAT.	PHASE	RANK	ARRIVAL	IN TIME	RECOV. T.	PH. SPD	BPM	AV. SPD	TOTAL REC.	LAP/LEAD
1	848	16.310		1	69	10:08:18	10:15:37	00:07:19	15.338	62	15.338	00:07:19	00:07:23
LOIC BOUDET													
DELIZIA DE L'ORNE													
			6	3	49	14:25:32	14:33:54	00:08:22	16.466	64/64	15.851	00:25:37	00:07:30
				4	1	16:33:10	16:43:29		18.191	56	16.310		00:00:00
- - BOUDET ISABELLE												Total Riding Time: 05:53:10	
2	892	16.244		1	21	10:08:15	10:11:08	00:02:53	16.018	54/52	16.018	00:02:53	00:02:54
ESTELLE NOWAK													
CHOUPINETTE DU BREUIL													
			6	3	28	14:25:40	14:30:36	00:04:56	15.902	60/56	15.967	00:07:46	00:05:51
				4	2	16:34:36	16:43:41		17.027	53	16.244		00:01:26
- - LA MENFOSSE G.A.E.C. DE												Total Riding Time: 05:54:36	
3	881	16.166		1	75	10:08:46	10:16:38	00:07:52	15.192	60/54	15.192	00:07:52	00:08:24
AURELIE BORDENAVE													
ISIS SEN MISR													
			6	3	51	14:25:31	14:34:56	00:09:25	16.011	64/60	15.793	00:25:09	00:08:32
				4	3	16:36:18	16:43:50		17.655	52	16.166		00:03:08
- - OLIVIER ALEXANDRA												Total Riding Time: 05:56:18	
4	875	16.044		1	12	10:08:33	10:10:46	00:02:13	16.077	60	16.077	00:02:13	00:02:32
ARTHUR SEVIN													
NOCCIOLA COMETE LEREM													
			6	3	21	14:26:25	14:30:07	00:03:42	15.888	60/64	16.065	00:08:22	00:03:43
				4	4	16:39:01	16:48:10		15.970	55	16.044		00:05:51
- - DOMAINE LES CLUVAUX E.A.R.L.												Total Riding Time: 05:59:01	
5	872	16.043		1	66	10:08:36	10:14:41	00:06:05	15.475	52/52	15.475	00:06:05	00:06:27
TIPHANY ALLEGRE													
NOUT JEDNOSTKA													
			6	3	34	14:25:35	14:31:50	00:06:15	16.184	64/64	15.967	00:18:19	00:05:26
				4	5	16:39:02	16:47:33		16.321	53	16.043		00:05:52
- - LARACINE MICHEL												Total Riding Time: 05:59:02	
6	817	16.024		1	50	10:08:35	10:12:36	00:04:01	15.789	64/64	15.789	00:04:01	00:04:22
ISABELLE DAGRON													
VOLYA DU FONPEYROL													
			6	3	42	14:25:30	14:33:00	00:07:30	15.984	54/60	15.901	00:17:38	00:06:36
				4	6	16:39:28	16:44:17		16.478	58	16.024		00:06:18
- - PAYEN DOMINIQUE GILBERTE												Total Riding Time: 05:59:28	
7	838	16.000		1	15	09:57:25	10:00:51	00:03:26	16.063	60/60	16.063	00:03:26	00:02:37
KARINE MABILLON													
COOKY DU VALLOIS													
			6	3	2	14:12:25	14:16:30	00:04:05	16.430	58/60	16.275	00:11:38	00:00:06
				4	7	16:30:00	16:33:48		15.090	55	16.000		00:06:50
- - ECURIE LES VERRIERES												Total Riding Time: 06:00:00	
8	816	15.996		1	2	09:07:00	09:09:22	00:02:22	16.303	60/54	16.303	00:02:22	00:01:08
ARTHUR DEPREZ													
MOROZKA													
			6	3	10	13:25:58	13:29:04	00:03:06	15.495	60	16.125	00:08:16	00:02:40
				4	8	15:40:06	15:43:50		15.549	58	15.996		00:06:56
- - GERLAND BRUNO												Total Riding Time: 06:00:06	
9	846	15.994		1	24	09:07:03	09:11:10	00:04:07	16.013	60/60	16.013	00:04:07	00:02:56
ELISA SIMON													
CALICE DE SULEIMAN													
			6	3	19	13:26:02	13:29:59	00:03:57	16.246	62/64	16.072	00:10:39	00:03:35
				4	9	15:40:08	15:44:11		15.721	56	15.994		00:06:58
- - SIMON VIRGINIE FLORENCE												Total Riding Time: 06:00:08	
9	856	15.994		1	26	09:07:03	09:11:13	00:04:10	16.005	60/56	16.005	00:04:10	00:02:59
CHLOE FERREIRA													
CYBELE REIAL													
			6	3	11	13:26:03	13:29:12	00:03:09	16.358	60/60	16.117	00:09:45	00:02:48
				4	9	15:40:08	15:43:45		15.568	51	15.994		00:06:58
- - HAUVETTE DOMINIQUE												Total Riding Time: 06:00:08	














RANK	NUM.	AV. SPEED	NAT.	PHASE	RANK	ARRIVAL	IN TIME	RECOV. T.	PH. SPD	BPM	AV. SPD	TOTAL REC.	LAP/LEAD
11	821	15.993		1	54	09:39:40	09:42:56	00:03:16	15.738	60/62	15.738	00:03:16	00:04:42
ALICE FABRE					2	11:38:37	11:41:23	00:02:46	16.061	60/60	15.878	00:06:02	00:06:52
CAP EL IRWA				6	3	13:57:57	14:01:08	00:03:11	16.241	64/64	16.007	00:09:13	00:04:44
Lap / preceding :00:00:01				4	11	16:10:09	16:14:51		15.946	54	15.993		00:06:59
- - ATLANTIC ENDURANCE S.A.R.L.											Total Riding Time: 06:00:09		
12	873	15.991		1	41	09:39:38	09:41:56	00:02:18	15.893	60/54	15.893	00:02:18	00:03:42
SABRINA ARNOLD					2	11:38:36	11:40:57	00:02:21	15.946	56/54	15.916	00:04:39	00:06:26
CHAMPION DE VENELLES				6	3	13:57:56	14:00:21	00:02:25	16.298	60/54	16.051	00:07:04	00:03:57
Lap / preceding :00:00:03				4	12	16:10:12	16:14:49		15.780	54	15.991		00:07:02
- - ARNOLD SABRINA											Total Riding Time: 06:00:12		
13	836	15.990		1	47	09:39:41	09:42:30	00:02:49	15.805	64/60	15.805	00:02:49	00:04:16
CHRISTOPHE NOGUEIRA					2	11:38:38	11:41:55	00:03:17	15.866	60/56	15.831	00:06:06	00:07:24
AINHOA LE TSAR				6	3	13:58:37	14:02:47	00:04:10	16.061	62/60	15.913	00:10:16	00:06:23
Lap / preceding :00:00:02				4	13	16:10:14	16:15:12		16.269	57	15.990		00:07:04
- - AINHOA S.C.E.A.											Total Riding Time: 06:00:14		
13	842	15.990		1	46	09:39:45	09:42:13	00:02:28	15.849	56/56	15.849	00:02:28	00:03:59
ENORA BOULENGER					2	11:38:42	11:41:14	00:02:32	15.946	60/60	15.891	00:05:00	00:06:43
CHACHA DE BOZOULS				6	3	13:58:38	14:02:47	00:04:09	15.953	56/60	15.913	00:09:09	00:06:23
Lap / preceding :00:00:00				4	13	16:10:14	16:14:38		16.269	54	15.990		00:07:04
- - MEZAGRI S.A.R.L.											Total Riding Time: 06:00:14		
15	858	15.989		1	80	09:39:45	09:48:49(2)	00:09:04	14.887	60/54	14.887	00:09:04	00:10:35
MALLAURY CANESIN					2	11:38:35	11:44:52	00:06:17	16.568	60/56	15.579	00:15:21	00:10:21
YULLAH D'AZAT				6	3	13:58:39	14:04:59	00:06:20	16.181	62/62	15.790	00:21:41	00:08:35
Lap / preceding :00:00:01				4	15	16:10:15	16:20:38		16.741	58	15.989		00:07:05
- - SYLVESTRE THIERRY											Total Riding Time: 06:00:15		
15	884	15.989		1	47	09:39:45	09:42:30	00:02:45	15.805	64/64	15.805	00:02:45	00:04:16
LINDA VAUTE					2	11:38:44	11:42:10	00:03:26	15.816	61	15.810	00:06:11	00:07:39
CISKA DE GRANGE				6	3	13:58:38	14:03:41	00:05:03	15.958	60/60	15.863	00:11:14	00:07:17
Lap / preceding :00:00:00				4	15	16:10:15	16:18:33		16.456	55	15.989		00:07:05
- - PROUCHET CHRISTIAN											Total Riding Time: 06:00:15		
17	834	15.984		1	50	09:39:41	09:42:36	00:02:55	15.789	56/52	15.789	00:02:55	00:04:22
FANTINE DUCROCQ					2	11:38:39	11:41:37	00:02:58	15.946	60/60	15.858	00:05:53	00:07:06
CHEYENNE DU CLAP				6	3	13:58:37	14:01:27	00:02:50	16.227	60/56	15.989	00:08:43	00:05:03
Lap / preceding :00:00:07				4	17	16:10:22	16:15:09		15.966	50	15.984		00:07:12
- - DUCROCQ FANTINE											Total Riding Time: 06:00:22		
18	818	15.970		1	61	09:39:42	09:43:24	00:03:42	15.667	54/54	15.667	00:03:42	00:05:10
ASTRIDE COUTRE					2	11:38:41	11:42:22	00:03:41	15.956	60/54	15.792	00:07:23	00:07:51
KHADIDJA LA NIZIERE				6	3	13:58:38	14:02:36	00:03:58	16.162	55	15.924	00:11:21	00:06:12
Lap / preceding :00:00:18				4	18	16:10:40	16:15:33		16.140	54	15.970		00:07:30
- - COUTRE GHISLAIN											Total Riding Time: 06:00:40		
19	844	15.953		1	30	09:07:04	09:11:16	00:04:12	15.997	64/64	15.997	00:04:12	00:03:02
CAROLINE WILLIAUME LEGASTELOIS					2	11:07:45	11:10:25	00:02:40	15.919	62	15.963	00:06:52	00:05:54
CZARINE DE SULEIMAN				6	3	13:26:07	13:32:01	00:05:54	15.945	63/66	15.957	00:12:46	00:05:37
Lap / preceding :00:00:24				4	19	15:41:04	15:48:28		15.939	59	15.953		00:07:54
- - SIMON VIRGINIE FLORENCE											Total Riding Time: 06:01:04		
20	847	15.950		1	1	09:03:57	09:08:14	00:04:17	16.491	52/56	16.491	00:04:17	00:00:00
SOPHIE LE BERRE					2	11:01:53	11:06:19	00:04:26	16.137	56/56	16.334	00:08:43	00:01:48
CHIMAY DE SOMMANT				6	3	13:26:05	13:30:21	00:04:16	15.572	58	16.051	00:12:59	00:03:57
Lap / preceding :00:00:04				4	20	15:41:08	15:46:06		15.597	61	15.950		00:07:58
- - ABORD DE CHATILLON JEAN											Total Riding Time: 06:01:08		
21	820	15.949		1	68	09:48:23	09:55:31	00:07:08	15.353	62	15.353	00:07:08	00:07:17
OLIVIER SOULIE					2	11:44:23	11:50:17	00:05:54	16.852	63	15.975	00:13:02	00:05:46
CHAMPION DE GALONNE				6	3	14:04:34	14:11:53	00:07:19	15.945	64	15.964	00:20:21	00:05:29
Lap / preceding :00:00:01				4	21	16:21:09	16:31:18		15.896	60	15.949		00:07:59
- - SOULIE OLIVIER											Total Riding Time: 06:01:09		
22	877	15.948		1	18	09:07:07	09:10:54	00:03:47	16.056	64	16.056	00:03:47	00:02:40
ELISE PILLANT					2	11:06:48	11:10:49	00:04:01	15.766	52/60	15.928	00:07:48	00:06:18
HOTSPUR CHAMANE				6	3	13:26:08	13:31:30	00:05:22	16.090	64/56	15.986	00:13:10	00:05:06
Lap / preceding :00:00:02				4	22	15:41:11	15:50:02		15.813	56	15.948		00:08:01
- - DANIEL VERONIQUE											Total Riding Time: 06:01:11		
23	822	15.946		1	56	09:48:22	09:53:00	00:04:38	15.728	60/62	15.728	00:04:38	00:04:46
VIRGINIE ATGER					2	11:45:45	11:49:44	00:03:59	16.421	64/62	16.024	00:08:37	00:05:13
CORDOBA LARZAC				6	3	14:04:38	14:08:30	00:03:52	16.402	62/60	16.158	00:12:29	00:02:06
Lap / preceding :00:00:02				4	23	16:21:13	16:31:05		15.233	63	15.946		00:08:03
- - DEROSCH CHRISTELE											Total Riding Time: 06:01:13		


RANK	NUM.	AV. SPEED	NAT.	PHASE	RANK	ARRIVAL	IN TIME	RECOV. T.	PH. SPD	BPM	AV. SPD	TOTAL REC.	LAP/LEAD
24	815	15.945		1	52	09:57:42	10:02:46	00:05:04	15.764	64/62	15.764	00:05:04	00:04:32
CELINE JUST													
AIGOUAL'N ILLUSION				6	2	11:58:09	12:02:50	00:04:41	15.737	64/60	15.752	00:09:45	00:08:19
Lap / preceding :00:00:01				6	3	14:16:22	14:21:43	00:05:21	16.383	62/64	15.973	00:15:06	00:05:19
- - BAERST MAGALIE					4	16:31:14	16:42:31		15.846	53	15.945		00:08:04
												Total Riding Time: 06:01:14	
25	806	15.945		1	30	09:48:11	09:51:16	00:03:05	15.997	64/64	15.997	00:03:05	00:03:02
MELISSA BISOFFI													
CALL ME BOZOULS				6	2	11:45:40	11:48:31	00:02:51	16.311	60/60	16.133	00:05:56	00:04:00
Lap / preceding :00:00:01				6	3	14:04:20	14:08:14	00:03:54	16.246	62/62	16.173	00:09:50	00:01:50
- - MEZY MARCEL					4	16:21:15	16:26:02		15.178	53	15.945		00:08:05
												Total Riding Time: 06:01:15	
26	893	15.944		1	6	09:48:24	09:50:14	00:01:50	16.162	56/58	16.162	00:01:50	00:02:00
SONIA BOURLE													
SADAYAH EL HOURYA				6	2	11:45:48	11:47:51	00:02:03	16.234	44	16.193	00:03:53	00:03:20
Lap / preceding :00:00:01				6	3	14:04:32	14:06:24	00:01:52	16.438	56/60	16.281	00:05:45	00:00:00
- - BOURLE SONIA					4	16:21:16	16:24:22		14.847	52	15.944		00:08:06
												Total Riding Time: 06:01:16	
27	841	15.943		1	22	09:48:30	09:51:09	00:02:39	16.016	60/60	16.016	00:02:39	00:02:55
CALINE PAYEN													
CHOCHANA DE BOZOULS				6	2	11:45:42	11:48:45	00:03:03	16.237	52/60	16.112	00:05:42	00:04:14
Lap / preceding :00:00:01				6	3	14:04:17	14:07:43	00:03:26	16.369	56/60	16.204	00:09:08	00:01:19
- - MEZAGRI S.A.R.L.					4	16:21:17	16:26:19		15.078	52	15.943		00:08:07
												Total Riding Time: 06:01:17	
28	860	15.942		1	28	09:48:09	09:51:14	00:03:05	16.003	63	16.003	00:03:05	00:03:00
MARINE VIAL													
CARIOCA DE BOZOULS				6	2	11:45:41	11:48:41	00:03:00	16.269	64/60	16.118	00:06:05	00:04:10
Lap / preceding :00:00:01				6	3	14:04:16	14:07:35	00:03:19	16.380	64/60	16.211	00:09:24	00:01:11
- - MEZAGRI S.A.R.L.					4	16:21:18	16:26:34		15.051	54	15.942		00:08:08
												Total Riding Time: 06:01:18	
29	819	15.942		1	59	09:48:28	09:53:17	00:04:49	15.685	60/60	15.685	00:04:49	00:05:03
ELSA KUNTZ													
CHAM DE LA PALUD				6	2	11:45:47	11:49:32	00:03:45	16.525	56/64	16.042	00:08:34	00:05:01
Lap / preceding :00:00:01				6	3	14:04:40	14:09:44	00:05:04	16.168	64/62	16.087	00:13:38	00:03:20
- - SAPONE RENALDO					4	16:21:19	16:26:23		15.444	49	15.942		00:08:09
												Total Riding Time: 06:01:19	
29	833	15.942		1	60	09:48:27	09:53:19	00:04:52	15.680	60	15.680	00:04:52	00:05:05
CHRISTOPHE PRADIE													
CADJAR DE LA PALUD				6	2	11:45:47	11:49:35	00:03:48	16.521	54	16.037	00:08:40	00:05:04
Lap / preceding :00:00:00				6	3	14:04:36	14:09:35	00:04:59	16.200	60/56	16.095	00:13:39	00:03:11
- - SAPONE RENALDO					4	16:21:19	16:26:43		15.416	52	15.942		00:08:09
												Total Riding Time: 06:01:19	
29	863	15.942		1	38	09:48:26	09:51:49	00:03:23	15.911	64/60	15.911	00:03:23	00:03:35
MAGALI PRATLONG													
CASH CASH D'ANDORGE				6	2	11:45:51	11:48:33	00:02:42	16.421	60/60	16.130	00:06:05	00:04:02
Lap / preceding :00:00:00				6	3	14:04:35	14:09:21	00:04:46	16.071	64/60	16.109	00:10:51	00:02:57
- - BOURLE SONIA					4	16:21:19	16:31:02		15.372	69	15.942		00:08:09
												Total Riding Time: 06:01:19	
32	830	15.933		1	9	09:57:19	10:00:31	00:03:12	16.117	48/52	16.117	00:03:12	00:02:17
MAELI ANDRE													
GRUZIE D'AX				6	2	11:57:50	12:00:43	00:02:53	15.711	50	15.937	00:06:05	00:06:12
Lap / preceding :00:00:12				6	3	14:16:14	14:18:40	00:02:26	16.539	52/64	16.148	00:08:31	00:02:16
- - DU MAS D'ARMANI S.A.R.L.					4	16:31:31	16:33:57		15.208	58	15.933		00:08:21
												Total Riding Time: 06:01:31	
33	804	15.931		1	20	09:57:22	10:00:57	00:03:35	16.048	56	16.048	00:03:35	00:02:43
LEA GRAVIL													
CURRO D'ARMANI				6	2	11:57:49	12:00:40	00:02:51	15.806	62	15.941	00:06:26	00:06:09
Lap / preceding :00:00:03				6	3	14:16:13	14:19:25	00:03:12	16.405	59	16.105	00:09:38	00:03:01
- - MILETTO-MOSTI CECILE					4	16:31:34	16:39:27		15.338	51	15.931		00:08:24
												Total Riding Time: 06:01:34	
34	882	15.904		1	16	09:57:38	10:00:53	00:03:15	16.058	60/60	16.058	00:03:15	00:02:39
ERIC ROUQUIER													
AINHOA RADIEUX				6	2	11:58:09	12:02:54	00:04:45	15.363	60/60	15.746	00:08:00	00:08:23
Lap / preceding :00:00:36				6	3	14:16:26	14:20:21	00:03:55	16.624	62/64	16.051	00:11:55	00:03:57
- - LAUDINAS HELENE					4	16:32:10	16:36:34		15.400	53	15.904		00:09:00
												Total Riding Time: 06:02:10	
34	891	15.904		1	25	09:58:32	10:01:12	00:02:40	16.008	64/60	16.008	00:02:40	00:02:58
ANNICK JOTTAY													
CYLENE DE LA DROME				6	2	11:58:45	12:01:50	00:03:05	15.626	62/58	15.839	00:05:45	00:07:19
Lap / preceding :00:00:00				6	3	14:16:27	14:20:29	00:04:02	16.422	62	16.044	00:09:47	00:04:05
- - DUMAS GUY					4	16:32:10	16:36:40		15.425	53	15.904		00:09:00
												Total Riding Time: 06:02:10	
36	802	15.899		1	33	09:18:59	09:21:31	00:02:32	15.958	60/60	15.958	00:02:32	00:03:17
MELODY THEOLISSAT													
CHANEL DU JIP JAP				6	2	11:18:18	11:20:46	00:02:28	15.899	60/58	15.932	00:05:00	00:06:15
Lap / preceding :00:00:07				6	3	13:37:27	13:40:03	00:02:36	16.317	62/60	16.069	00:07:36	00:03:39
- - SOULIE OLIVIER					4	15:52:17	15:56:30		15.322	54	15.899		00:09:07
												Total Riding Time: 06:02:17	

RANK	NUM.	AV. SPEED	NAT.	PHASE	RANK	ARRIVAL	IN TIME	RECOV. T.	PH. SPD	BPM	AV. SPD	TOTAL REC.	LAP/LEAD
37	857	15.898		1	44	09:19:09	09:22:03	00:02:54	15.875	62/64	15.875	00:02:54	00:03:49
LAURA STELLA													
CELTIK DE LA LOUVE				6	2	11:18:21	11:20:31	00:02:10	16.058	62/62	15.954	00:05:04	00:06:00
Lap / preceding :00:00:01				3	18	13:37:27	13:39:57	00:02:30	16.292	60	16.074	00:07:34	00:03:33
- - CERRA BERNARD				4	37	15:52:18	15:56:11		15.301	53	15.898		00:09:08
												Total Riding Time: 06:02:18	
38	854	15.898		1	32	09:19:01	09:21:18	00:02:17	15.992	58/56	15.992	00:02:17	00:03:04
ELENA PATON													
C'PIERAZ DU VIALARET				6	29	11:18:20	11:20:34	00:02:14	15.896	56	15.950	00:04:31	00:06:03
Lap / preceding :00:00:01				3	17	13:37:26	13:39:49	00:02:23	16.322	62/60	16.082	00:06:54	00:03:25
- - ANDRE AUDREY				4	38	15:52:19	15:56:15		15.273	59	15.898		00:09:09
												Total Riding Time: 06:02:19	
39	878	15.893		1	73	09:19:05	09:26:18	00:07:13	15.240	64/60	15.240	00:07:13	00:08:04
ANNE SOPHIE BERREL													
SAIDA DE FIGNOLS				6	50	11:18:27	11:22:39	00:04:12	16.503	62/60	15.768	00:11:25	00:08:08
Lap / preceding :00:00:06				3	41	13:37:29	13:42:50	00:05:21	16.170	60/60	15.910	00:16:46	00:06:26
- - HEILIGER MUNOZ CATHERINE				4	39	15:52:25	16:00:53		15.833	54	15.893		00:09:15
												Total Riding Time: 06:02:25	
40	814	15.884		1	71	09:19:07	09:25:47	00:06:40	15.314	64/64	15.314	00:06:40	00:07:33
MAY MANIFACIER													
CANDY DE PALMAS				6	69	11:18:25	11:24:58	00:06:33	15.912	64	15.570	00:13:13	00:10:27
Lap / preceding :00:00:13				3	50	13:37:32	13:44:17	00:06:45	16.312	64/64	15.829	00:19:58	00:07:53
- - COVINHES FIRMIN				4	40	15:52:38	16:02:19		16.082	57	15.884		00:09:28
												Total Riding Time: 06:02:38	
41	813	15.876		1	13	09:28:28	09:30:48	00:02:20	16.071	56/60	16.071	00:02:20	00:02:34
OLIVIA WILLAIME													
CHERAZADE DE BOZOULS				6	49	11:30:22	11:32:35	00:02:13	15.407	60/58	15.774	00:04:33	00:08:04
Lap / preceding :00:00:11				3	48	13:50:08	13:53:53	00:03:45	15.992	64/60	15.852	00:08:18	00:07:29
- - MEZAGRI S.A.R.L.				4	41	16:02:49	16:07:19		15.963	52	15.876		00:09:39
												Total Riding Time: 06:02:49	
42	809	15.875		1	19	09:28:15	09:30:56	00:02:41	16.050	60/60	16.050	00:02:41	00:02:42
CAMILLE COULOMB													
JAMAL EL ASWAD				6	58	11:30:18	11:33:24	00:03:06	15.279	60/60	15.703	00:05:47	00:08:53
Lap / preceding :00:00:01				3	45	13:50:04	13:53:39	00:03:35	16.160	0	15.865	00:09:22	00:07:15
- - SIMON ELISA				4	42	16:02:50	16:10:57		15.912	53	15.875		00:09:40
												Total Riding Time: 06:02:50	
43	823	15.874		1	58	09:28:33	09:33:04	00:04:31	15.718	60/60	15.718	00:04:31	00:04:50
SUZANNE MARION													
CAMBA JON D'AQUI				6	72	11:30:24	11:36:14	00:05:50	15.150	60/60	15.464	00:10:21	00:11:43
Lap / preceding :00:00:01				3	57	13:50:05	13:56:49	00:06:44	16.106	60/60	15.689	00:17:05	00:10:25
- - SOULLIER BENEDICTE				4	43	16:02:51	16:11:40		16.572	54	15.874		00:09:41
												Total Riding Time: 06:02:51	
43	852	15.874		1	26	09:28:16	09:31:13	00:02:57	16.005	62	16.005	00:02:57	00:02:59
JULIE MAILLARD													
CANYON DE SULEIMAN				6	57	11:30:19	11:33:04	00:02:45	15.394	62/60	15.732	00:05:42	00:08:33
Lap / preceding :00:00:00				3	59	13:50:03	13:58:26(2)	00:08:23	15.375	62/62	15.602	00:14:05	00:12:02
- - SIMON VIRGINIE FLORENCE				4	43	16:02:51	16:11:01		16.932	54	15.874		00:09:41
												Total Riding Time: 06:02:51	
45	864	15.871		1	62	09:58:33	10:03:30	00:04:57	15.652	56/60	15.652	00:04:57	00:05:16
SARAH VALETTE													
CALINKA DU PEREUIL				6	63	11:58:45	12:04:27	00:05:42	15.565	60	15.614	00:10:39	00:09:56
Lap / preceding :00:00:05				3	47	14:19:15	14:23:44	00:04:29	16.317	64/60	15.860	00:15:08	00:07:20
- - D'HUYVETTER CHARLES				4	45	16:32:56	16:42:07		15.909	52	15.871		00:09:46
												Total Riding Time: 06:02:56	
46	812	15.868		1	10	09:28:14	09:30:34	00:02:20	16.109	56/56	16.109	00:02:20	00:02:20
CLEMENTINE CHAUD													
CALCIUM ARTAGNAN				6	54	11:30:21	11:32:57	00:02:36	15.294	58/58	15.742	00:04:56	00:08:26
Lap / preceding :00:00:04				3	38	13:50:07	13:52:37	00:02:30	16.254	64/60	15.923	00:07:26	00:06:13
- - GRIMAL JEAN-MICHEL				4	46	16:03:00	16:07:43		15.675	54	15.868		00:09:50
												Total Riding Time: 06:03:00	
47	879	15.787		1	41	09:19:04	09:21:56	00:02:52	15.893	56/60	15.893	00:02:52	00:03:42
LOUISE CHATREFOU													
CYSBAD				6	56	11:18:22	11:23:03	00:04:41	15.533	60/52	15.733	00:07:33	00:08:32
Lap / preceding :00:01:51				3	54	13:40:54	13:45:43	00:04:49	15.779	56/60	15.750	00:12:22	00:09:19
- - LEON ALLAN				4	47	15:54:51	15:59:38		15.923	65	15.787		00:11:41
												Total Riding Time: 06:04:51	
48	865	15.737		1	56	10:08:42	10:13:00	00:04:18	15.728	60/60	15.728	00:04:18	00:04:46
ISAURE TEISSIER													
CINAI DEL QUINTA				6	61	12:08:40	12:14:17	00:05:37	15.501	58	15.628	00:09:55	00:09:46
Lap / preceding :00:01:10				3	44	14:28:30	14:33:04	00:04:34	16.400	62/68	15.897	00:14:29	00:06:40
- - DU QUINTANEL CAVALQUINTA E.A.R.L. LA BERGERIE				4	48	16:46:01	16:55:40		15.190	65	15.737		00:12:51
												Total Riding Time: 06:06:01	
49	876	15.681		1	74	09:39:43	09:46:24	00:06:41	15.226	52/46	15.226	00:06:41	00:08:10
CELINE GUYON													
CKENGY DE GO				6	73	11:42:54	11:47:39	00:04:45	15.508	56/60	15.348	00:11:26	00:13:08
Lap / preceding :00:01:18				3	64	14:03:58	14:11:16	00:07:18	15.635	52/56	15.450	00:18:44	00:14:52
- - GUYON JACKY				4	49	16:17:19	16:21:35		16.568	57	15.681		00:14:09
												Total Riding Time: 06:07:19	



RANK	NUM.	AV. SPEED	NAT.	PHASE	RANK	ARRIVAL	IN TIME	RECOV. T.	PH. SPD	BPM	AV. SPD	TOTAL REC.	LAP/LEAD	
50	824	15.614		1	64	09:03:56	09:14:13	00:10:17	15.545	64/60	15.545	00:10:17	00:05:59	
MARION STEPHAN					2	74	11:12:12	11:18:37	00:06:25	14.929	64/60	15.269	00:16:42	00:14:06
CHIROUBLE DE SOMMANT				6	3	65	13:37:20	13:43:18	00:05:58	15.475	62/62	15.343	00:22:40	00:16:54
Lap / preceding :00:01:35				4	50	15:48:54	15:58:01		16.667	56	15.614		00:15:44	
- - ABORD DE CHATILLON JEAN											Total Riding Time: 06:08:54			
51	849	15.460		1	78	09:14:41	09:18:18	00:03:37	14.958	60/64	14.958	00:03:37	00:10:04	
ELISE POMMIER					2	75	11:14:40	11:18:48	00:04:08	15.652	60/60	15.254	00:07:45	00:14:17
CHEIKH DE RODET				6	3	62	13:37:17	13:40:58	00:03:41	15.856	62/60	15.466	00:11:26	00:14:34
Lap / preceding :00:03:40				4	51	15:52:34	16:00:30		15.441	51	15.460		00:19:24	
- - GACON DENIS											Total Riding Time: 06:12:34			
51	887	15.460		1	79	09:14:42	09:18:26	00:03:44	14.940	56	14.940	00:03:44	00:10:12	
MILCA LE BERRE					2	76	11:14:42	11:18:55	00:04:13	15.655	60/54	15.245	00:07:57	00:14:24
CHAIMA DE RODET				6	3	63	13:37:18	13:41:06	00:03:48	15.854	60/60	15.459	00:11:45	00:14:42
Lap / preceding :00:00:00				4	51	15:52:34	16:00:34		15.467	50	15.460		00:19:24	
- - GACON DENIS											Total Riding Time: 06:12:34			
53	871	15.433		1	67	09:19:06	09:25:26	00:06:20	15.365	62/64	15.365	00:06:20	00:07:12	
SARAH GASTIGAR					2	62	11:18:26	11:24:18	00:05:52	15.976	64/60	15.627	00:12:12	00:09:47
CATARI DE LA GARDIE				6	3	55	13:37:35	13:46:12	00:08:37	15.898	68/56	15.723	00:20:49	00:09:48
Lap / preceding :00:00:39				4	53	16:03:13	16:18:00		14.480	56	15.433		00:20:03	
- - GASTIGAR JOEL											Total Riding Time: 06:13:13			
54	843	15.325		1	72	10:08:14	10:16:11	00:07:57	15.257	58/64	15.257	00:07:57	00:07:57	
JACQUES ARCHEN					2	67	12:05:25	12:14:42	00:09:17	16.048	62/60	15.593	00:17:14	00:10:11
SULTAN DE PERS				6	3	61	14:25:32	14:39:29(2)	00:13:57	15.461	60/55	15.545	00:31:11	00:13:05
Lap / preceding :00:02:38				4	54	16:55:51	17:04:07		14.589	54	15.325		00:22:41	
- - ARCHEN JACQUES											Total Riding Time: 06:15:51			
55	826	14.986		1	76	09:48:12	09:57:49	00:09:37	15.026	64/54	15.026	00:09:37	00:09:35	
DOMINIQUE BAUFRETON					2	77	11:53:45	12:02:24	00:08:39	14.897	54/52	14.969	00:18:16	00:17:53
CHIPIE PETITE CARREE				6	3	66	14:18:14	14:26:17	00:08:03	15.594	62/62	15.188	00:26:19	00:19:53
Lap / preceding :00:08:31				4	55	16:44:22	16:57:57		14.305	52	14.986		00:31:12	
- - BAUFRETON DOMINIQUE											Total Riding Time: 06:24:22			
56	807	14.637		1	82	09:41:23	09:47:29	00:06:06	13.789	56/56	13.789	00:06:06	00:19:15	
FABIENNE LARBRET					2	78	11:47:29	11:56:08	00:08:39	14.213	62/60	13.972	00:14:45	00:31:37
CKANGOUROU DE MARNAS				6	3	67	14:14:29	14:22:46	00:08:17	15.192	62/60	14.388	00:23:02	00:36:22
Lap / preceding :00:09:10				4	56	16:33:32	16:42:34		15.601	59	14.637		00:40:22	
- - RICHARD FABIENNE											Total Riding Time: 06:33:32			
57	866	13.974		1	81	09:17:56	09:24:46	00:06:50	14.116	56	14.116	00:06:50	00:16:32	
ROMANE SENAME					2	79	11:29:47	11:36:42	00:06:55	13.706	52	13.933	00:13:45	00:32:11
CHENZA WARINCTHUN				6	3	68	14:04:48	14:13:58	00:09:10	13.815	64/56	13.890	00:22:55	00:47:34
Lap / preceding :00:18:39				4	57	16:32:11	16:41:54		14.283	56	13.974		00:59:01	
- - ALLEXANDRE DAVID											Total Riding Time: 06:52:11			
NQ	801	LA		1	54	09:28:29	09:32:56	00:04:27	15.738	60/58	15.738	00:04:27	00:04:42	
FLORENT STELLA					2	65	11:30:15	11:34:36	00:04:21	15.429	62/60	15.601	00:08:48	00:10:05
CAMILA DU BARTHAS				6	3	53	13:50:02	13:55:24	00:05:22	16.071	64/60	15.767	00:14:10	00:09:00
Lap / preceding :23:10:36				4	LA	16:02:47	16:12:17		16.283	55	15.877		00:09:37	
- - MEGE MARTINE														
NQ	803	LA		1	5	09:57:20	10:00:06	00:02:46	16.184	62/60	16.184	00:02:46	00:01:52	
LAURENT MOSTI					2	23	11:57:46	12:00:19	00:02:33	15.708	60/60	15.972	00:05:19	00:05:48
CARUSO D'ARMANI				6	3	9	14:16:11	14:18:41	00:02:30	16.469	60/64	16.147	00:07:49	00:02:17
Lap / preceding :23:58:46				4	LA	16:31:33	16:40:30		15.205	59	15.931		00:08:23	
- - DU MAS D'ARMANI S.A.R.L.														
NQ	827	LA		1	53	09:28:27	09:32:53	00:04:26	15.746	60/60	15.746	00:04:26	00:04:39	
VINCENT GAUDRIOT					2	64	11:29:56	11:34:34	00:04:38	15.425	60/60	15.604	00:09:04	00:10:03
CHANEL DE VAYROLS				6	3	56	13:49:59	13:56:28	00:06:29	15.898	62/60	15.709	00:15:33	00:10:04
Lap / preceding :00:01:12				4	LA	16:02:45	16:12:13		16.517	54	15.879		00:09:35	
- - LECLERC JULIEN														
NQ	829	LA		1	11	09:57:23	10:00:42	00:03:19	16.087	56/56	16.087	00:03:19	00:02:28	
LUCIE MILOT					2	30	11:57:48	12:00:35	00:02:47	15.773	58/64	15.948	00:06:06	00:06:04
CHAMPION LARZAC				6	3	15	14:16:12	14:19:40	00:03:28	16.350	58/60	16.091	00:09:34	00:03:16
Lap / preceding :23:58:49				4	LA	16:31:34	16:36:21		15.385	53	15.931		00:08:24	
- - DEROSCH CHRISTELE														
NQ	832	LA		1	33	09:18:59	09:21:31	00:02:32	15.958	60	15.958	00:02:32	00:03:17	
PAULINE THEOLISSAT					2	36	11:18:19	11:21:14	00:02:55	15.806	60	15.891	00:05:27	00:06:43
MAYSARA SAIDA				6	3	43	13:37:25	13:43:01(2)	00:05:36	15.916	70/60	15.900	00:11:03	00:06:37
Lap / preceding :00:00:41				4	LA	15:52:15	15:57:10		15.902	60	15.901		00:09:05	
- - ABITA PHILIPPE														

RANK	NUM.	AV. SPEED	NAT.	PHASE	RANK	ARRIVAL	IN TIME	RECOV. T.	PH. SPD	BPM	AV. SPD	TOTAL REC.	LAP/LEAD
NQ	851	LA		1	16	09:48:25	09:50:53	00:02:28	16.058	60/60	16.058	00:02:28	00:02:39
JULIA PEILLARD													
CALYPSA DE BONDRIE			6	2	6	11:45:48	11:48:04	00:02:16	16.325	62/58	16.174	00:04:44	00:03:33
				3	3	14:04:39	14:07:19	00:02:40	16.322	64/60	16.227	00:07:24	00:00:55
				4	LA	16:21:17	16:25:49		15.006	54	15.943		00:08:07
- - HEILIGER MUNOZ CATHERINE													
NQ	853	LA		1	63	09:28:31	09:34:03	00:05:32	15.569	60/62	15.569	00:05:32	00:05:49
MAILYS HUMBERT													
CHAHIMA DES EGAS			6	2	60	11:30:23	11:34:14	00:03:51	15.714	64/60	15.632	00:09:23	00:09:43
				3	58	13:50:12	13:57:49	00:07:37	15.640	60/56	15.635	00:17:00	00:11:25
				4	LA	16:02:52	16:12:33		16.789	54	15.874		00:09:42
- - PESQUET BRIGITTE													
NQ	855	LA		1	43	09:19:00	09:22:01	00:03:01	15.880	64/60	15.880	00:03:01	00:03:47
JUSTIN MOUROU													
SYM GAMEEL			6	2	46	11:18:18	11:21:58	00:03:40	15.760	64/60	15.827	00:06:41	00:07:27
				3	25	13:37:28	13:40:28	00:03:00	16.447	60	16.045	00:09:41	00:04:04
				4	LA	15:52:19	15:57:09		15.394	56	15.898		00:09:09
- - MOUROU CLAUDE													
NQ	869	LA		1	36	10:08:31	10:11:46	00:03:15	15.919	54/58	15.919	00:03:15	00:03:32
ESTELLE MOREL													
CHARIF EL JAWAHIR			6	2	14	12:05:44	12:09:03	00:03:19	16.304	53	16.085	00:06:34	00:04:32
				3	27	14:26:20	14:30:33	00:04:13	15.961	60/60	16.040	00:10:47	00:04:09
				4	LA	16:39:00	16:44:21		16.061	55	16.045		00:05:50
- - ROBERT CLAUDE													
NQ	870	LA		1	70	09:19:07	09:25:44	00:06:37	15.322	63	15.322	00:06:37	00:07:30
MANON HETHENER													
CALYPSEE DU FENSIEU			6	2	66	11:18:26	11:24:37	00:06:11	15.973	62/60	15.600	00:12:48	00:10:06
				3	60	13:37:33	13:49:18(2)	00:11:45	15.475	64/64	15.555	00:24:33	00:12:54
				4	LA	15:52:38	16:02:15		17.182	61	15.884		00:09:28
- - SAUVAYRE JEAN-LUC													
NQ	883	LA		1	3	09:03:58	09:09:54	00:05:56	16.216	64/64	16.216	00:05:56	00:01:40
SANDRA FRETILLIERE													
CHOUCHEN DE SOMMANT			6	2	3	11:02:01	11:06:24	00:04:23	16.471	63	16.327	00:10:19	00:01:53
				3	32	13:26:04	13:31:43	00:05:39	15.382	60/60	15.973	00:15:58	00:05:19
				4	LA	15:41:01	15:50:30		15.889	54	15.955		00:07:51
- - ABORD DE CHATILLON JEAN													
NQ	805	LA		1	8	09:57:24	10:00:28	00:03:04	16.125	52/48	16.125	00:03:04	00:02:14
LOUISE BAYLE													
TAKIROU DE L'ISLES			6	2	20	11:57:48	12:00:15	00:02:27	15.793	56	15.978	00:05:31	00:05:44
				3	LA	14:16:15	14:18:46	00:02:31	16.444	52/54	16.143	00:08:02	00:02:22
- - DYNAMIK S.A.R.L.													
NQ	810	LA		1	14	09:48:16	09:50:50	00:02:34	16.066	56/56	16.066	00:02:34	00:02:36
JULIE ROLLAND													
CHOUKRAN AL WAJIB			6	2	12	11:45:43	11:48:50	00:03:07	16.154	52/50	16.104	00:05:41	00:04:19
				3	LA	14:04:47	14:07:48	00:03:01	16.369	56/60	16.199	00:08:42	00:01:24
- - ROLLAND JULIE													
NQ	835	ME		1	7	09:57:43	10:00:26	00:02:43	16.130	64/62	16.130	00:02:43	00:02:12
VICKY CAPELIER													
CLIN D'OEIL LAFICHADE			6	2	38	11:57:47	12:01:22	00:03:35	15.568	64/60	15.879	00:06:18	00:06:51
				3	ME	14:16:24	14:24:21	00:07:57	15.731	85/60	15.826	00:14:15	00:07:57
- - LAMORINIERE GAETAN													
NQ	840	LA		1	37	09:07:01	09:11:47	00:04:46	15.916	60/60	15.916	00:04:46	00:03:33
ISEE ROGLIARDO													
COOKAI DE BOZOULS			6	2	25	11:07:43	11:10:25	00:02:42	16.024	56/60	15.963	00:07:28	00:05:54
				3	LA	13:26:00	13:30:04	00:04:04	16.257	56/60	16.068	00:11:32	00:03:40
- - MEZAGRI S.A.R.L.													
NQ	861	LA		1	35	09:48:16	09:51:39	00:03:23	15.937	64/60	15.937	00:03:23	00:03:25
CHLOE PORTES													
COWLD GIRL			6	2	13	11:45:55	11:48:56	00:03:01	16.304	62/60	16.095	00:06:24	00:04:25
				3	LA	14:04:43	14:08:45	00:04:02	16.230	64	16.143	00:10:26	00:02:21
- - PETREQUIN FREDERIC													
NQ	867	LA		1	65	09:28:34	09:34:36	00:06:02	15.488	56/56	15.488	00:06:02	00:06:22
DJAWED RICHARD													
DJAMIL DE SICOUZAC			6	2	71	11:30:26	11:35:39	00:05:13	15.546	59	15.513	00:11:15	00:11:08
				3	LA	13:50:10	13:55:46	00:05:36	16.181	64	15.747	00:16:51	00:09:22
- - LISTE ROUGE													
NQ	874	LA		1	39	09:19:03	09:21:54	00:02:51	15.898	64/60	15.898	00:02:51	00:03:40
ALLAN LEON													
FM SELENE			6	2	55	11:18:24	11:23:01	00:04:37	15.533	56/56	15.736	00:07:28	00:08:30
				3	LA	13:40:54	13:45:45	00:04:51	15.769	54	15.748	00:12:19	00:09:21
- - LEBORNE CATHERINE													

RANK	NUM.	AV. SPEED	NAT.	PHASE	RANK	ARRIVAL	IN TIME	RECOV. T.	PH. SPD	BPM	AV. SPD	TOTAL REC.	LAP/LEAD
NQ	880	LA		1	40	10:08:16	10:11:55	00:03:39	15.895	56/56	15.895	00:03:39	00:03:41
MICKAEL DARNE				2	17	12:05:34	12:09:36	00:04:02	16.220	60/60	16.036	00:07:41	00:05:05
RANIA DU RICHARD			6	3	LA	14:25:33	14:35:02	00:09:29	15.365	56/60	15.788	00:17:10	00:08:38
Lap / preceding :23:59:17													
- - DARNE MICKAEL													
NQ	888	ME		1	49	10:08:34	10:12:35	00:04:01	15.792	60	15.792	00:04:01	00:04:21
DOMINIQUE PAYEN				2	40	12:05:35	12:11:36	00:06:01	15.946	60/60	15.859	00:10:02	00:07:05
PROVOK DU FONPEYROL			6	3	ME	14:25:31	14:39:42(2)	00:14:11	14.986	70/72	15.533	00:24:13	00:13:18
Lap / preceding :00:04:40													
- - PAYEN DOMINIQUE GILBERTE													
NQ	894	LA		1	4	09:57:27	09:59:58	00:02:31	16.205	60	16.205	00:02:31	00:01:44
TIFFANY NICOLAS				2	25	11:57:51	12:00:25	00:02:34	15.662	60/56	15.963	00:05:05	00:05:54
FANTASME FONT NOIRE			6	3	LA	14:16:26	14:19:57	00:03:31	16.276	60/56	16.074	00:08:36	00:03:33
Lap / preceding :23:50:15													
- - FAURE JACQUES													
NQ	837	LA TR		1	22	09:28:31	09:31:09	00:02:38	16.016	56/52	16.016	00:02:38	00:02:55
MARIE CHARLES				2	51	11:30:20	11:32:50	00:02:30	15.425	53	15.752	00:05:08	00:08:19
COKTAIL DE SULEIMAN			6										
Lap / preceding :22:22:53													
- - SIMON VIRGINIE FLORENCE													
NQ	862	LA		1	28	10:08:17	10:11:14	00:02:57	16.003	48/48	16.003	00:02:57	00:03:00
MARIANNE LELOUP HELLIES				2	LA	12:05:32	12:08:46	00:03:14	16.251	40	16.110	00:06:11	00:04:15
TANIA OBELLIANN			6										
Lap / preceding :23:55:56													
- - SILOBRE DIDIER													
NQ	868	RET		1	45	09:39:37	09:42:11	00:02:34	15.854	62/62	15.854	00:02:34	00:03:57
PAUL BARD				2	RET	11:38:36	11:41:28	00:02:52	15.892	62	15.871	00:05:26	00:06:57
CREEKNES DU VALARBIN			6										
Lap / preceding :00:02:42													
- - BARD PAUL													
NQ	889	LA		1	77	09:28:19	09:38:09(2)	00:09:50	14.979	58/56	14.979	00:09:50	00:09:55
CLEMENCE BAUDIN				2	LA	11:37:42	11:44:17	00:06:35	14.629	52/56	14.824	00:16:25	00:19:46
CASHMIR DU GRANDVAL			6										
Lap / preceding :00:12:49													
- - BENOIT LAURE													
NQ	808	LA		1	LA	09:39:39	09:44:07	00:04:28	15.559	48/44	15.559	00:04:28	00:05:53
CAROLINE MONTEIL													
MYNA DES AUBUES			6										
Lap / preceding :22:29:50													
- - LISTE ROUGE													
NQ	811	LA		1	LA	09:07:05	09:10:37	00:03:32	16.101	42/44	16.101	00:03:32	00:02:23
PIERRE MICHEL DOLAY													
CAMELO COURCELLE			6										
Lap / preceding :23:56:30													
- - LAGARDE KARINE													
NQ	825	RET		1	RET	09:41:21	09:47:20	00:05:59	13.807	58	13.807	00:05:59	00:19:06
AMANDINE MOINE													
CIRRUS			6										
Lap / preceding :00:16:43													
- - MOINE AMANDINE													
NQ	828	LA		1	LA	09:57:21	10:00:14	00:02:53	16.162	60/54	16.162	00:02:53	00:02:00
MANON MARCELLIN													
LOUBNA DE L'ISLES			6										
Lap / preceding :23:42:54													
- - DYNAMIK S.A.R.L.													
NQ	845	LA		1	LA	09:39:42	09:42:34	00:02:52	15.795	60/60	15.795	00:02:52	00:04:20
EMILIE ESCALE													
CALINE DE BOZOULS			6										
Lap / preceding :00:02:20													
- - MEZAGRI S.A.R.L.													
NQ	886	LA		1	LA	09:17:57	09:24:00	00:06:03	14.211	52/56	14.211	00:06:03	00:15:46
VIRGINIE DURIN													
CHEMS ZEINA			6										
Lap / preceding :00:11:26													
- - DURIN VIRGINIE													


RANK	NUM.	AV. SPEED	NAT.	PHASE	RANK	ARRIVAL	IN TIME	RECOV. T.	PH. SPD	BPM	AV. SPD	TOTAL REC.	LAP/LEAD
NQ	839	LA											
DANIEL MALDERA													
HAISHA AL DANA						6							
Lap / preceding :22:06:00													
- - MALDERA DANIEL													

WD=Withdrawn, RET=Retired, DSQ=Disqualified, FNR=Finished not ranked, LA=Lame, MI=Minor injury, CI=Catastrophic injury, ME=Metabolic, ME-TR=Metabolic invasive treatment, OT=Out of time, FTC: Failed to complete





More than timekeeping

Yamamah Android



Yamamah IOS




Powered by ATRM